

The VICTRE Trial: Open-Source, In-Silico Clinical Trial For Evaluating Digital Breast Tomosynthesis

Summary

Expensive and lengthy clinical trials delay regulatory evaluation of innovative medical technologies affecting patient access to high-quality medical products. Sophisticated simulation tools are increasingly being used in device development, but are rarely used in regulatory applications. We investigate a new paradigm for evaluating digital breast tomosynthesis (DBT) as a replacement for digital mammography (DM), using exclusively in-silico methods.




A total of 2986 subjects, with breast sizes and radiographic densities representative of a screening population and compressed thicknesses from 3.5 to 6 cm, were simulated and imaged on in-silico versions of DM and DBT systems using fast Monte Carlo x-ray transport. Images were interpreted by a computational reader detecting the presence of lesions. The in-silico trial (VICTRE) was designed to replicate a comparative trial from a previous regulatory submission. The endpoint was the difference in area under the receiver-operating-characteristic curve between modalities (delta-AUC) for lesion detection. Using a fully-crossed design, VICTRE was sized for a standard error (SE) of 0.01 in delta-AUC, half the uncertainty seen in the comparative trial. A 1-hour summary presentation of the project and findings was given at the FDA Grand Rounds on 3/14/2019 and can be found [here](#).

A systematic exploration of the trial parameters including lesion types and sizes is also possible and greatly facilitated by the availability of open-source, free software tools available at <https://github.com/DIDSR/VICTRE>.

Data Access

Data Access

Click the **Download** button to save a ".tcia" manifest file to your computer, which you must open with the [NBIA Data Retriever](#). Click the **Search** button to open our Data Portal, where you can browse the data collection and/or download a subset of its contents.

Data Type	Download all or Query/Filter
Images (DICOM, 1.03 TB)	 
Software (Github)	

Click the Versions tab for more info about data releases.

Detailed Description

Detailed Description

Collection Statistics	Updated
Modalities	MG
Number of Patients	2994
Number of Studies	8749

Number of Series	8749
Number of Images	217913
Image Size (TB)	1.03

Citations & Data Usage Policy

Citations & Data Usage Policy

This collection is freely available to browse, download, and use for commercial, scientific and educational purposes as outlined in the [Creative Commons Attribution 3.0 Unported License](#). See TCIA's [Data Usage Policies and Restrictions](#) for additional details. Questions may be directed to help@cancerimagingarchive.net.

Please be sure to include the following citations in your work if you use this data set:

i Dataset Citation

Badano A, Graff CG, Badal A, Sharma D, Zeng R, Samuelson FW, Glick S, Myers KJ. **The VICTRE Trial: Open-Source, In-Silico Clinical Trial for Evaluating Digital Breast Tomosynthesis**. 2018. DOI: [10.7937/TCIA.2019.ho23nxaw](https://doi.org/10.7937/TCIA.2019.ho23nxaw).

i Publication Citation

Badano A, Graff CG, Badal A, Sharma D, Zeng R, Samuelson FW, Glick SJ, Myers KJ. **Evaluation of Digital Breast Tomosynthesis as Replacement of Full-Field Digital Mammography Using an In Silico Imaging Trial**. JAMA Netw Open. 2018;1(7):e185474. DOI: [10.1001/jamanetworkopen.2018.5474](https://doi.org/10.1001/jamanetworkopen.2018.5474).

i TCIA Citation

Clark K, Vendt B, Smith K, Freymann J, Kirby J, Koppel P, Moore S, Phillips S, Maffitt D, Pringle M, Tarbox L, Prior F. **The Cancer Imaging Archive (TCIA): Maintaining and Operating a Public Information Repository**, Journal of Digital Imaging, Volume 26, Number 6, December, 2013, pp 1045-1057. DOI: [10.1007/s10278-013-9622-7](https://doi.org/10.1007/s10278-013-9622-7).

Other Publications Using This Data

TCIA maintains [a list of publications](#) which leverage our data. If you have a publication you'd like to add please [contact the TCIA Helpdesk](#).

Versions

Version 1 (Current): Updated 03/08/2019

Data Type	Download all or Query/Filter
Images (DICOM, 1.03 TB)	