

NSCLC-Cetuximab (RTOG-0617)

Summary

This collection contains data from the National Cancer Institute Clinical Trial [NCT00533949](#), "High-Dose or Standard-Dose Radiation Therapy and Chemotherapy With or Without Cetuximab in Treating Patients With Newly Diagnosed Stage III Non-Small Cell Lung Cancer That Cannot Be Removed by Surgery." It was sponsored by NCI's Radiation Therapy Oncology Group (RTOG) under study number [RTOG-0617](#). Clinical data which will allow users to compare the adverse events and treatments between arms in trial are located on the [NCTN/NCORP Data Archive](#). Each patient's C T of the chest (including the adrenals) was obtained within 6 weeks of registration.

Trial Description

Radiation therapy uses high-energy x-rays to kill tumor cells. Drugs used in chemotherapy, such as paclitaxel, carboplatin work in different ways to stop the growth of tumor cells, either by killing the cells or by stopping them from dividing. Monoclonal antibodies, such as cetuximab can block tumor growth in different ways. Some block the ability of tumor cells to grow and spread. Others find tumor cells and help kill them or carry tumor-killing substances to them. It is not yet known whether high-dose radiation therapy is more effective than standard-dose radiation therapy when given together with combination chemotherapy with or without cetuximab in treating patients with non-small cell lung cancer. This randomized phase III trial is studying high-dose or standard-dose radiation therapy given together with chemotherapy with or without cetuximab to see how well they work in treating patients with newly diagnosed stage III non-small cell lung cancer that cannot be removed by surgery.

Trial Outcomes

Results of the trial have been reported in the following publications:




1. Movsas B, Hu C, Sloan J, Bradley J, Komaki R, Masters G, Kavadi V, Narayan S, Michalski J, Johnson DW, Koprowski C, Curran WJ Jr, Garces YI, Gaur R, Wynn RB, Schallenkamp J, Gelblum DY, MacRae RM, Paulus R, Choy H. Quality of Life Analysis of a Radiation Dose-Escalation Study of Patients With Non-Small-Cell Lung Cancer: A Secondary Analysis of the Radiation Therapy Oncology Group 0617 Randomized Clinical Trial. *JAMA Oncol.* 2016 Mar;2(3):359-67. doi: 10.1001/jamaoncol.2015.3969. ([link](#))
2. Bradley JD, Paulus R, Komaki R, Masters G, Blumenschein G, Schild S, Bogart J, Hu C, Forster K, Magliocco A, Kavadi V, Garces YI, Narayan S, Iyengar P, Robinson C, Wynn RB, Koprowski C, Meng J, Beitler J, Gaur R, Curran W Jr, Choy H. Standard-dose versus high-dose conformal radiotherapy with concurrent and consolidation carboplatin plus paclitaxel with or without cetuximab for patients with stage IIIA or IIIB non-small-cell lung cancer (RTOG 0617): a randomised, two-by-two factorial phase 3 study. *Lancet Oncol.* 2015 Feb;16(2):187-99. doi: 10.1016/S1470-2045(14)71207-0. Epub 2015 Jan 16. ([link](#))

Data Access

Data Access

This is a **limited access** data set. To request access please register an account on the [NCTN Data Archive](#) and use the "Request Data" link in the left side menu. Follow the on screen instructions, and enter NCT00533949 when asked which trial you want to request. In step 2 of the Create Request form, be sure to select "Imaging Data Requested". Please contact NCINCTNDataArchive@mail.nih.gov for any questions about access requests.

Once access is granted, click the **Download** button to save a ".tcia" manifest file to your computer, which you must open with the [NBIA Data Retriever](#). Click the **Search** button to open our Data Portal, where you can browse the data collection and/or download a subset of its contents.

| Data Type | Download all or Query/Filter |
|---|---|
| Images and Radiation Therapy Structures (42.7GB) |   |
| Clinical Data on NCTN Data Archive |  |

Click the Versions tab for more info about data releases.

Detailed Description

Detailed Description

| Collection Statistics | |
|------------------------|------------------------------|
| Modalities | CT, RTSTRUCT, RTDOSE, RTPLAN |
| Number of Participants | 490 |
| Number of Studies | 490 |
| Number of Series | 2116 |
| Number of Images | 75063 |
| Image Size (GB) | 42.7 |

Citations & Data Usage Policy

Citations & Data Usage Policy

This is a **limited access** data set. Upon receiving access you may only use it for the purposes outlined in your request to the data provider. You are not allowed to redistribute the data or use it for other purposes. See TCIA's [Data Usage Policies and Restrictions](#) for additional details. Questions may be directed to help@cancerimagingarchive.net.

Please be sure to include the following citations in your work if you use this data set:

Data Citation

Bradley, Jeffrey; Forster, Ken. (2018). Data from NSCLC-Cetuximab. The Cancer Imaging Archive. DOI: [10.7937/TCIA.2018.jze75u7v](https://doi.org/10.7937/TCIA.2018.jze75u7v)



TCIA Citation

Clark K, Vendt B, Smith K, Freymann J, Kirby J, Koppel P, Moore S, Phillips S, Maffitt D, Pringle M, Tarbox L, Prior F. **The Cancer Imaging Archive (TCIA): Maintaining and Operating a Public Information Repository**, Journal of Digital Imaging, Volume 26, Number 6, December, 2013, pp 1045-1057. DOI: [10.1007/s10278-013-9622-7](https://doi.org/10.1007/s10278-013-9622-7)

Other Publications Using This Data

See the [TCIA Publications page](#) for other work leveraging this collection. If you have a publication you'd like to add please [contact the TCIA Helpdesk](#).

Versions**Version 1 (Current): Updated 2019/04/15**

| Data Type | Download all or Query/Filter |
|------------------------------------|---|
| Images (42.7GB) |   |
| Clinical Data on NCTN Data Archive |  |