

**NRG-1308**

## Summary



This data collection consists of images acquired in preparation for [NRG-1308](#), a phase 3 randomized trial to compare overall survival after photon versus proton chemoradiation therapy for inoperable stage II-IIIb NSCLC. The images include IMRT photon and proton scans. A detailed summary of the full trial from which these patients were included can be found in [Cancer.gov's clinical trials search here](#).

For questions and information regarding this dataset, please [contact the TCIA Helpdesk](#).

### Data Access

## Data Access

This is a **limited access** data set. To request access, please contact [help@cancerimagingarchive.net](mailto:help@cancerimagingarchive.net). Once access is granted, click the **Download** button to save a ".tcia" manifest file to your computer, which you must open with the [NBIA Data Retriever](#). Click the **Search** button to open our Data Portal, where you can browse the data collection and/or download a subset of its contents.

Data Type	Download all or Query/Filter
Images and Radiation Therapy Structures (DICOM, 1.7GB)	 

Click the Versions tab for more info about data releases.

### Detailed Description

## Detailed Description

Collection Statistics	
Modalities	CT, RTSTRUCT, RTPLAN, RTDOSE
Number of Participants	12
Number of Studies	12
Number of Series	85
Number of Images	1983
Image Size (GB)	1.7

### Citations & Data Usage Policy

## Citations & Data Usage Policy

This is a **limited access** data set. Upon receiving access you may only use it for the purposes outlined in your request to the data provider. You are not allowed to redistribute the data or use it for other purposes. See TCIA's [Data Usage Policies and Restrictions](#) for additional details. Questions may be directed to [help@cancerimagingarchive.net](mailto:help@cancerimagingarchive.net).

**Please be sure to include the following citations in your work if you use this data set:**

#### Data Citation

Giaddui, Tawfik, Chen, Wenzhou, Yu, Jialu, Lin, Liyong, Simone II, Charles B., Yuan, Lulin, ... Xiao, Ying. (2016). **Data From NRG-1308**. The Cancer Imaging Archive. DOI: [10.7937/K9/TCIA.2016.6fC8z46u](https://doi.org/10.7937/K9/TCIA.2016.6fC8z46u)

### TCIA Citation

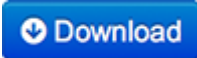

Clark K, Vendt B, Smith K, Freymann J, Kirby J, Koppel P, Moore S, Phillips S, Maffitt D, Pringle M, Tarbox L, Prior F. (2013) **The Cancer Imaging Archive (TCIA): Maintaining and Operating a Public Information Repository**, Journal of Digital Imaging, Volume 26, Number 6 pp 1045-1057. DOI: [10.1007/s10278-013-9622-7](https://doi.org/10.1007/s10278-013-9622-7)

## Other Publications Using This Data

TCIA maintains [a list of publications](#) that leverage our data. At this time we are not aware of any publications based on this data. If you have a publication you'd like to add, please [contact the TCIA Helpdesk](#).

### Versions

#### Version 1 (Current): Updated 2015/09/14

Data Type	Download all or Query/Filter
Images (DICOM, 1.7GB)	<div data-bbox="516 808 885 865">   </div> <p data-bbox="516 907 1019 940">(Download requires the <a href="#">NBIA Data Retriever</a>.)</p>