

# Viewing DICOM Data Client 1.0.62


Digital Imaging and Communications in Medicine (DICOM) is a standard for handling, storing, printing, and transmitting information in medical imaging.





You can view the DICOM tags that form the header of the selected image series.

## To view DICOM data

1. [View the details](#) for a subject.
2. Select a study and view its details.



3. In the row for an image series, click . The DICOM tags associated with the image series appear.

Cart	Description	Modality	Manufacturer	Images	Series	Viewers	DICOM
	SCOUT	CT	GE MEDICAL SYSTEMS	2	...01956153	 	

DICOM Tags for Image: 1.3.6.1.4.1.14519.5.2.1.6450.4004.469357866933413753105345646187		
Element	Name	Data
(0002,0001)	File Meta Information Version	00\01
(0002,0002)	Media Storage SOP Class UID	1.2.840.10008.5.1.4.1.1.2
(0002,0003)	Media Storage SOP Instance UID	1.3.6.1.4.1.14519.5.2.1.6450.4004.469357866933413753105345646187
(0002,0010)	Transfer Syntax UID	1.2.840.10008.1.2.1
(0002,0012)	Implementation Class UID	1.2.40.0.13.1.1.1
(0002,0013)	Implementation Version	dicom400 1.4.31